

AUTO FILING MACHINE


自动锉角机

功能描述

- 伺服电机驱动，同步带传动，直线导轨导向，保证到位精准和运行平稳。
- 设备全自动控制，运行过程无需人员干预。
- 四角同时进行锉角，四角采用电机带动砂带锉角。
- 砂带快换结构，更换快速方便。
- 锉角后切面平滑，对玻璃不会造成损伤。

Features

- Servo motor and synchronous belt drive, linear guide to ensure accurate and smooth operation.
- Automatic control of equipment, operation process without personnel intervention.
- The four corners are filed at the same time, and the four corners are driven by the motor.
- Sand belt fast change structure, quick and convenient replacement.
- Smooth section after filing corners, will not cause damage to the glass.





设备技术性能

设备换型时间: ≤10min
 砂带使用周期: ≥30000次
 锉角精度: ±1mm
 工作噪音: ≤80dB

Functionality

Change time: ≤10min
 Sand belt service cycle: ≥30000 times
 Accuracy: ±1mm
 Noise: ≤80dB



技术参数 Specifications

项目 Item	数值 Value
适用版型 Compatible module size	length: 1700-2550(mm); 宽 width: 990-1450(mm)
进料方式 Feeding method	长边进料 (LEL)
兼容组件波形范围 Compatible module waveform range	0-5(mm)
兼容组件厚度 Compatible module thickness	4-10(mm)
胶带规格 Tape specification	宽度width: 30-40(mm); 厚度 thickness: 0.06-0.10(mm)
适应封边类型 Applicable edge type	全封边双玻组件, 结尾处胶带头长度≥50mm Full edge double glass module, the length of tape head at the end is ≥50mm
功率 Power	< 8kW
电源 Power requirement	380V, 50Hz, AC±5%
压缩空气 CDA	0.6-0.8 (MPa), 300L/min
外形尺寸 Dimension(L×W×H)	4200*2500*2100(mm)